


H05V-K & H07V-K



Application and Description

H05V-K

These insulated wires are determined for installation to the inside of apparatus as well as for the protective laying to the lightings, in dry rooms, in production facilities, switch and distributors boards, in tubes, under and surface mounting of plasters.

H07V-K

These are not suitable to be installed for laying in tubes, under and surface mounting of plaster and also in closed installation conduits. These are not allowed to install for direct laying on cable trays, channel or tanks. These types are permitted for the inner wiring of equipment, distributor and switchboards and also for protective laying to the lightings with a nominal voltage up to 1000 V alternating current or up to 750 V direct current against earth.

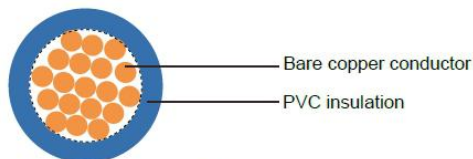
Standard and Approval

<HAR> HD 21.3 S3, VDE-0281 Part-3, CEI 20-20, CEI20-52,
CE Low Voltage Directive 73/23/EEC and 93/68/EEC, ROHS compliant

Cable Construction

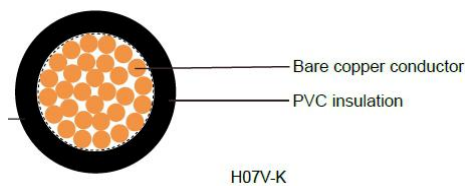
- Fine bare copper strands
- Strands to VDE-0295 Class-5, IEC 60228 Class-5
- Special PVC TI1 core insulation
- Cores to VDE-0293 colors on chart

Technical Characteristics



H05V-K

- Working voltage: 300/500v
- Test voltage: 2000 volts
- Flexing bending radius: 12.5 x Ø
- Static bending radius: 12.5 x Ø
- Flexing temperature: -5° C to +70° C
- Static temperature: -30° C to +80° C
- Flame retardant: IEC 60332.1
- Insulation resistance: 10 MΩ x km



H07V-K

- Working voltage: 450/750V
- Test voltage: 2500 volts
- Flexing bending radius: 12.5 x Ø
- Static bending radius: 12.5 x Ø
- Flexing temperature: -5° C to +70° C
- Static temperature: -30° C to +80° C
- Short circuit temperature: +160° C
- Flame retardant: IEC 60332.1
- Insulation resistance: 10 MΩ x km

AWG	No. of Cores x Nominal Cross Sectional Area	Nominal Thickness of Insulation	Nominal Overall Diameter	Nominal Copper Weight	Nominal Weight
	# x mm²	mm	mm	kg/Km	kg/Km
H05V-K					
20(16/32)	1 x 0.5	0,6	2.1	4.9	10
18(24/32)	1 x 0.75	0,6	2.4	7.2	13
17(32/32)	1 x 1	0,6	2.6	9.6	15
H07V-K					
16(30/30)	1 x 1.5	0,7	3.1	14.4	20
14(50/30)	1 x 2.5	0,8	3.6	24.0	31
12(56/28)	1 x 4	0,8	4.3	38.0	48
10(84/28)	1 x 6	0,8	4.9	58.0	69
8(80/26)	1 x 10	1,0	6.4	96.0	121
6(128/26)	1 x 16	1,0	8.1	154.0	211
4 (200/26)	1 x 25	1,2	9.8	240	303
2 (280/26)	1 x 35	1,2	11.1	336	417
1 (400/26)	1 x 50	1,4	13.1	480	539
2/0 (356/24)	1 x 70	1,4	15.5	672	730
3/0 (485/24)	1 x 95	1,6	17.2	912	900
4/0 (614/24)	1 x 120	1,6	19.7	1152	1135
300 MCM (765/24)	1 x 150	1,8	21.3	1440	1410
350 MCM (944/24)	1 x 185	2,0	23.4	1776	1845
500MCM(1225/24)	1 x 240	2,2	27.1	2304	2270